



Name: \_\_\_\_\_

## **Pre-K Homework Packet**

April 5<sup>th</sup> - 9<sup>th</sup>

Due back Friday, April 9<sup>th</sup>

**Weekly Class Theme:** The Garden, Seeds & Plants

**Letter of the Week:** Vv

**Zoo-phonics Character:** Vincent Vampire Bat

Vv

### **Homework:**


Literacy: Choose one or both of the language and writing activities.

Math: Complete the Classifying Activity Sheet.

Spanish: Practice saying and writing Flores (flowers).

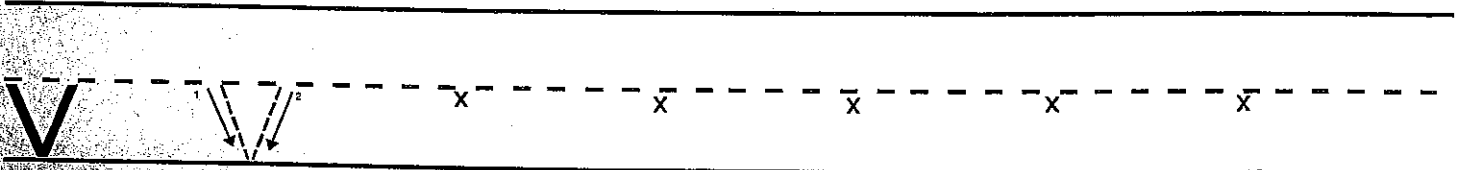
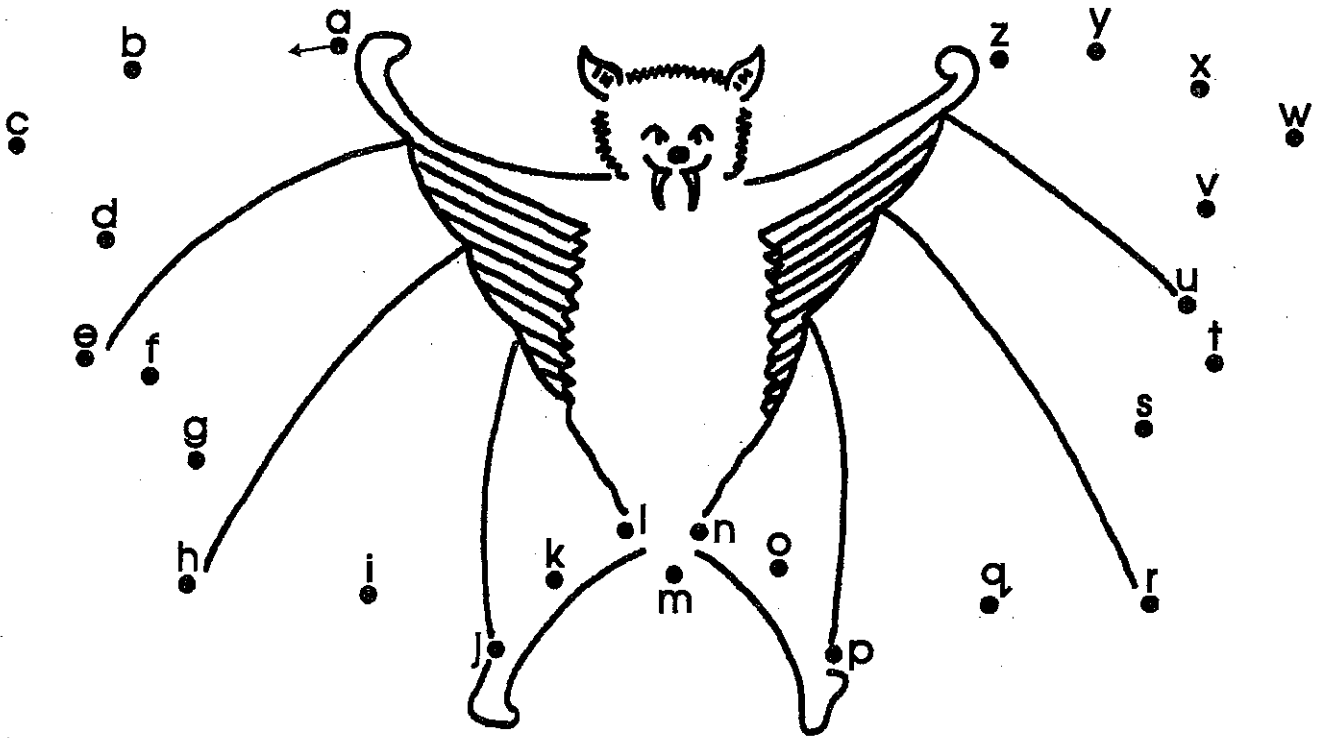
### **You may do these extra activities with your child if you'd like.**

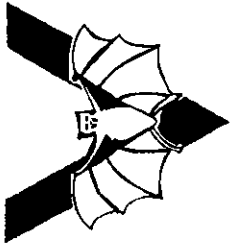
- Plant something with your child and graph its growth.
- Look through an old garden magazine and cut out pictures of plants or flowers and classify them by type or color.
- Look through the dictionary to find words that start with Vv and write a sentence using one or more of them.



name: \_\_\_\_\_











dot - to - dot  
"a - z"






draw a picture of vincent vampire bat in a van

Circle the thing in each row that does not belong.





Flores

Handwriting practice lines consisting of a solid top line, a dashed middle line, and a solid bottom line. The word "Flores" is written in a dashed font between the top and middle lines. Below this set of lines is another identical set of three lines (solid top, dashed middle, solid bottom) for additional practice.